

GUPPY BRIEFS #14

DIY Breeding Baskets part 2

Frank Schulterbrandt 4/6/2016

This is a continuation of making your own breeding / isolation baskets. These baskets are larger than the Luster or Marina breeding baskets, which both measure about 6.5 inches in length and 5 inches in width and 5 inches in height. This larger size frame for these baskets which I recently found on EBAY measures 10.24 inches in length and 5.91 inches in width and 5.91 inches in height. It also has a white polyester mesh netting which I also did not use. This frame does not come with metal straps as does the old Luster or Marina breeding boxes. This frame comes with 6 suction cups. I do not advise you using the suction cups alone. The reason for not using the suction cups alone is that if the suction cups fail and you have virgin females in the basket they will escape from the basket and be exposed to those happily awaiting males that are also in the tank. These larger breeding baskets only cost about \$3.69 (2016 pricing USD) and the provider ships them for free.

In addition to these larger sized breeding baskets you will need 5 count plastic mesh sheets which measured 14 X 22 inches. The cost for these mesh sheets was less than \$2.00 per sheet. You could also purchase these sheets at Jo-Ann's Craft Stores.


You will also need a roll of micro sized fishing line to assemble the 5 count plastic mesh to the breeder box plastic frame.


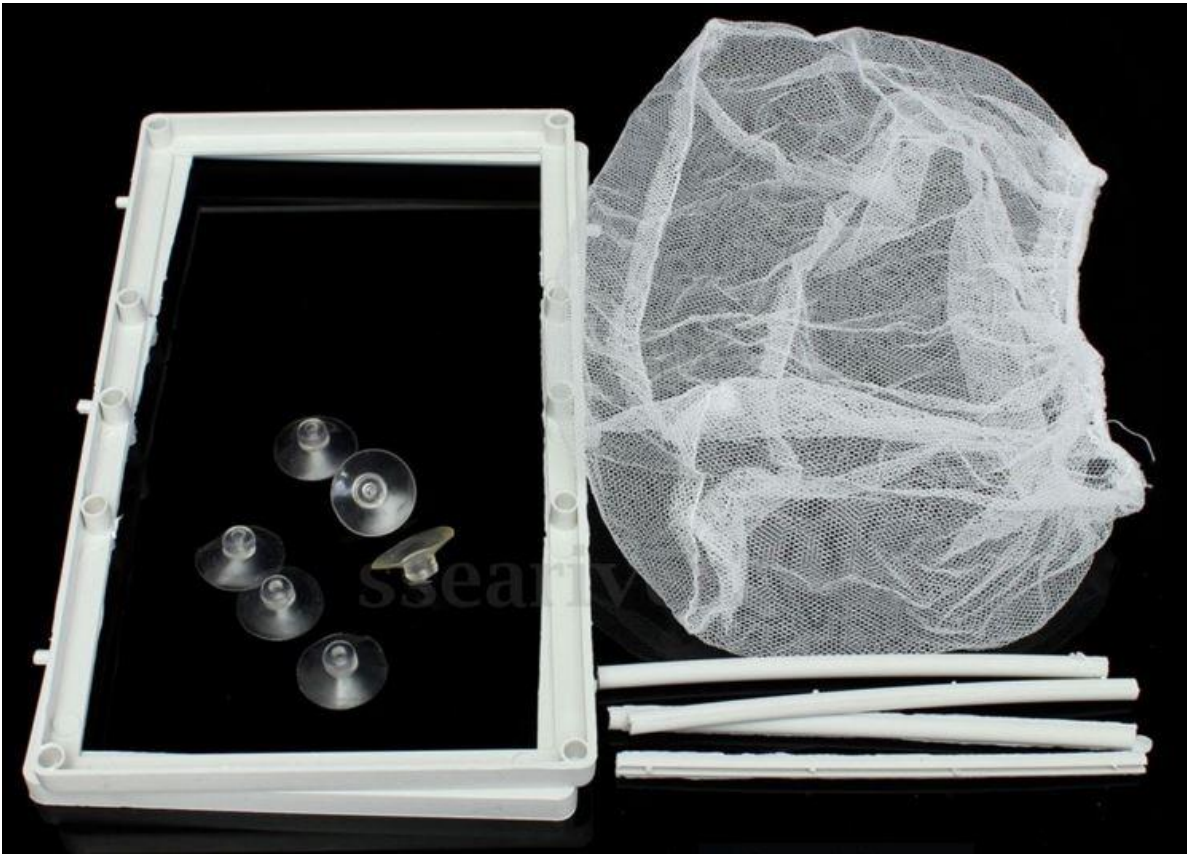
Next I assembled the plastic net breeder frame. I did not use the net portion of the breeder. I then placed the assembled net breeder onto the plastic mesh sheet and used a magic marker to outline the net breeder's different sides. Then I cut the plastic mesh along the marked lines. Finally I attached the cut plastic mesh to the frame of the net breeder. I used the fine fishing line to secure the plastic sheets to the breeder frame, tying different section to the frame. I also made a top flap (7 count plastic mesh used for this) for the assembled breeder to keep the females from jumping out and to keep unwanted guest from checking in. Note: one sheet can only make one breeder basket. Just make sure that you get the 5 count plastic mesh.

You will have to improvise on making a hanger for the plastic frame to the side of the tank. Perhaps a section of a metal coat hanger made into some kind of hook. Or some kind of wire with a non toxic plastic coating ? or the fishing line tied to each end of the frame and then the fishing line is taped to the outside of the tank.

If you get creative you can even make partitions for this large breeding basket.

I hope this helps in sparing you from using additional tanks to house virgin females.







Plastic Canvas 5 Count 13 1/4"X22" Clear 33400P

Plastic Canvas 5 Count 13 1/4"X22" Clear 33400P

Availability: **In stock**

Regular Price:

~~84.09~~

Special Price: \$1.79

Qty:

[Add to Wishlist](#) [Add to Compare](#)

Darice®



Rectangular Spool

This is the semi finished product

